

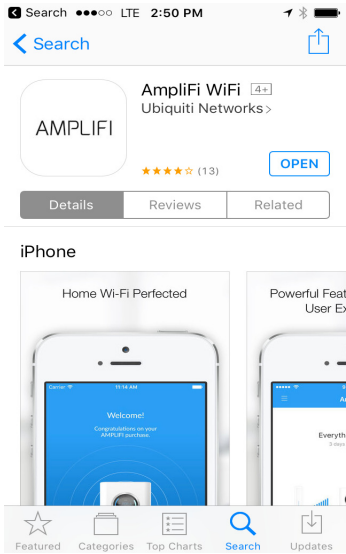


1325 Capital Pkwy, Suite 117 • Carrollton, TX 75006
www.homeprotech.com • 972-245-5777

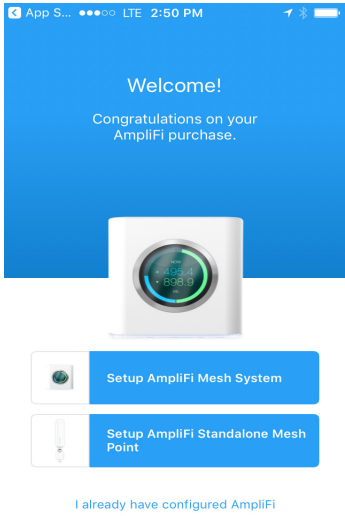
“Enhancing the places people live, love, laugh and work”

Custom Theater, Home Control & Security

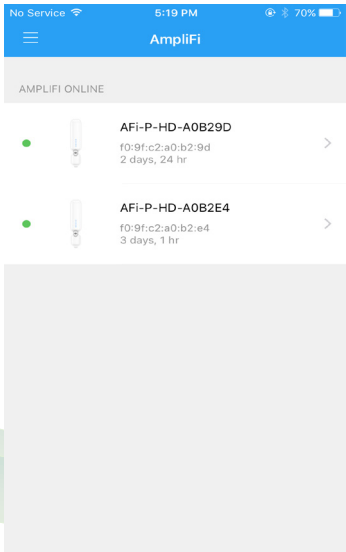
1. Download "AmpliFi WiFi App."



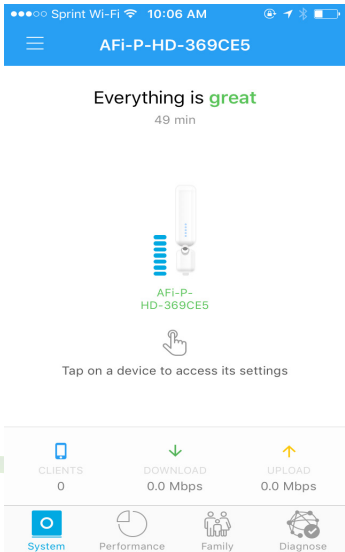
2. Open App. Select "I already have configured AmpliFi."



3. Select your AmpliFi System



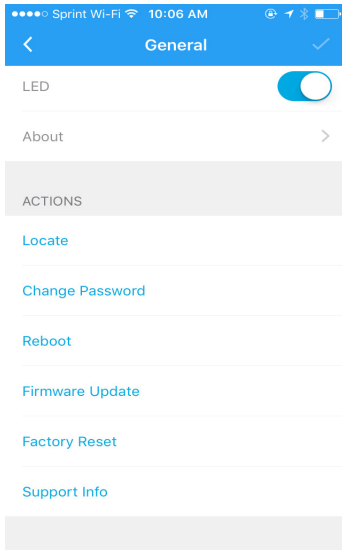
4. Tap on AmpliFi device in System tab.



“Enhancing the places people live, love, laugh and work”

Custom Theater, Home Control & Security

5. Scroll down to bottom. Select "Firmware Update."



6. Select "Update" at bottom of page.

7. Acknowledge install. selected WiFi meshpoint will temporarily go down during upgrade. Meshpoint should restore after 5 minutes.

8. Repeat for 2nd AmpliFi meshpoint.

